



PowerSlim6

Ultra Slim Mid-woofer

Ø 6", Ø 2.1" voicecoil, 4Ω

SPECIFICATIONS

General Data

Overall Dimensions	DxH	160mm x 16.7mm(6.3" x 0.65")
Nominal Power Handling (DIN)	P	80 W
Transient Power 10ms		
Sensitivity 2.83V/1M		84 dB SPL
Frequency Response		See graph
Cone Material		Composite Paper
Net Weight	Kg	0.48

Electrical Data

Nominal Impedance	Z	4Ω
DC Resistance	Re	4Ω
Voice Coil Inductance @ 1KHz	LBM	0.17mH

Voice Coil and Magnet Parameters

Voice Coil Diameter	DIA	54mm
Voice Coil Height		9mm
HE Magnetic Gap Height	HE	4mm
Max. Linear Excursion	X	± 2.5mm
Voice Coil Former		Aluminum
Voice Coil Wire		Hexatech™ Aluminum
Number Of Layers		2
Magnet System Type		Neodymium Vented
B Flux Density	B	
BL Product	BXL	4.64 T.m

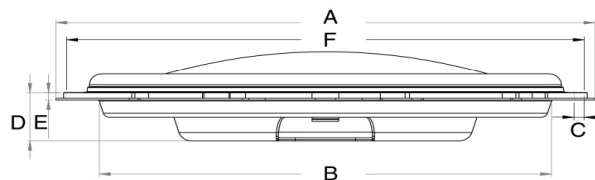
T-S Parameters

		Small Signal	1 V
Suspension Compliance	Cms		0.28 mm/N
Mechanical Q Factor	Qms		2.47
Electrical Q Factor	Qes		1.55
Total Q Factor	Qts		0.95
Mechanical Resistance	Rms		3.37 ΩM
Moving Mass	Mms		20 g
Eq. Cas Air Load (liters)	VAS		7.7 L
Resonant Frequency	Fs		66 Hz
Effective Piston Area	SD		141 cm ²

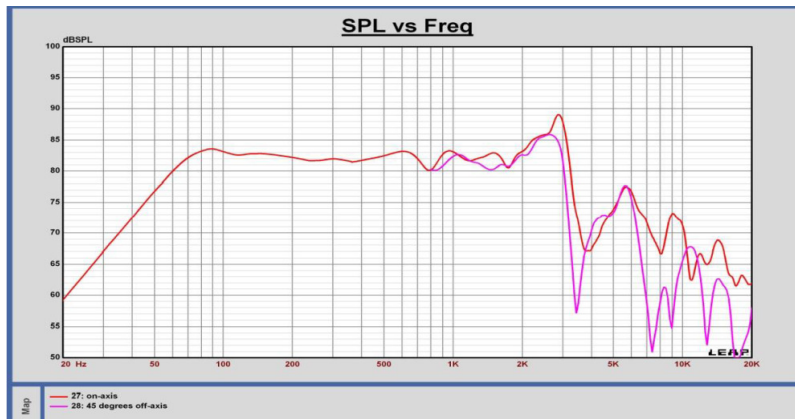
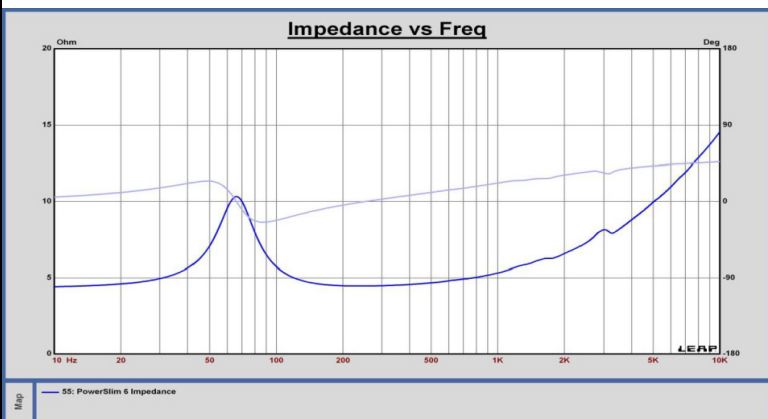
FEATURES

- ▶ Ultra Shallow Profile
- ▶ 2.1" Large Hexatech™ Aluminum voice coil
- ▶ Neodymium Magnet System
- ▶ High power handling

UNIT DIMENSIONS



A - Overall diameter	160mm
B - Cut out diameter	134mm
C - Flange thickness	1.3mm
D - Overall height	33.4mm
E - Basket depth	14.1mm
F - Mounting holes location diameter	154mm
G - 4 Mounting holes, at 90° interval, inner hole diameter	Ø 3 mm



Driver is mounted rigidly in free air with no baffle or enclosure. Input signal is a stepped sinusoidal at 1VRMS. Impedance is measured using constant-voltage method. No smoothing was applied.

Driver was mounted rigidly on an IEC baffle. Microphone distance is 0.5m, input voltage 2.83VRMS and normalized to 1m. 1/12 octave smoothing was applied.